



MD 4070A MONITORING DEVICE 4 kHz to 400 MHz



- As required in IEC/EN 61000-4-6
- Suitable for BCI testing per ISO 11452-4, RTCA/DO-160 section 20, MIL-STD-461 CS114 and various automotive standards
- Active/passive operation for wide dynamic range
- Suitable for NSG 4070
- Ruggedly designed

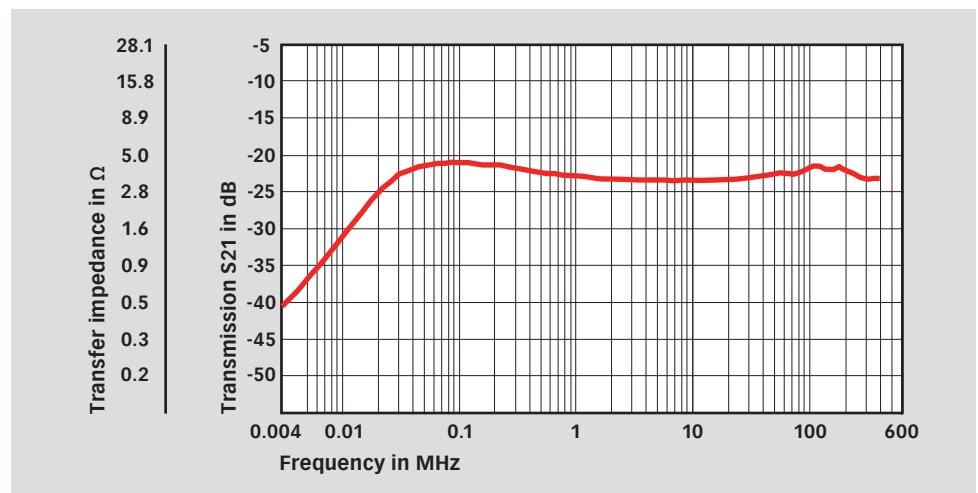
The monitoring device MD 4070A can be used as an active or passive current sensor probe to measure the current in a conductor without connecting it directly. The MD 4070A allows fast and easy measurement as it can be quickly clamped around the current carrying conductor.

The MD 4070A is characterized over the frequency range from 4 kHz to 400 MHz. The MD 4070A can be used for the procedure for clamp injection when the common-mode impedance requirements cannot be met given in chapter 7.4 of IEC/EN 61000-4-6 „Immunity to conducted disturbances, induced by radio frequency fields“. The MD 4070 can also be used as current monitor for BCI testing as per ISO 11452-4, RTCA/DO-160 section 20, MIL-STD-461 CS114 (including version “G”) and various automotive standards.


Passive mode: Technical specifications

Frequency range:	4 kHz to 400 MHz
Transmission S21:	typical -22 dB \pm 3 dB (50 Ω system, 100 kHz to 230 MHz)
Transfer impedance:	see graph for typical values
Signal output:	BNC socket
Max. signal current:	1 A

Passive mode: Typical transfer impedance and transmission S21



MD 4070A MONITORING DEVICE 4 kHz to 400 MHz

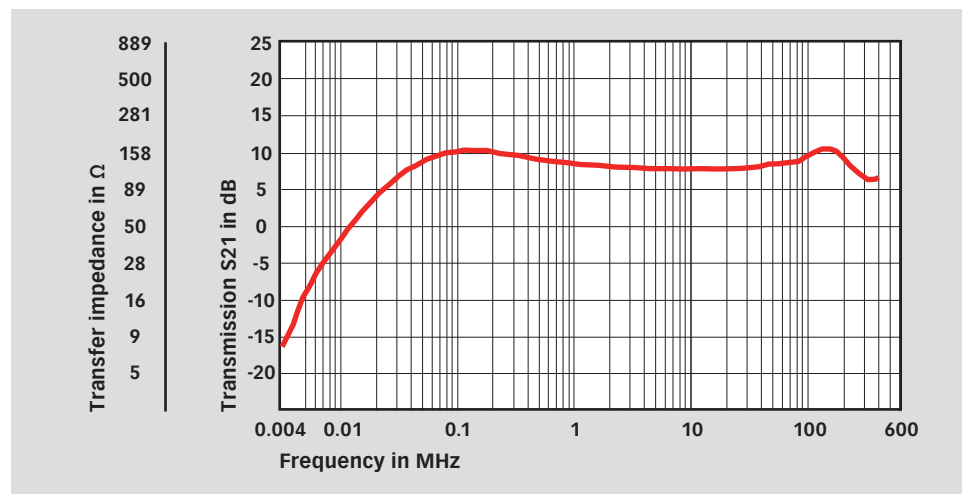


MD 4070A, side view

Active mode: Technical specifications

Frequency range:	10 kHz to 400 MHz
Transmission S21:	typical +10 dB \pm 3 dB (50 Ω system, 100 kHz to 100 MHz)
Transfer impedance:	see graph for typical values
Max. signal current (linear):	30 mA
1 dB compression point (output):	>27 dBm
Supply voltage:	12 V
Supply current:	approx. 0.6 A
DC-connector:	ODU-female 2 pins, plus on all inner conductors

Active mode: Typical transfer impedance and transmission S21



MD 4070A MONITORING DEVICE 4 kHz to 400 MHz



MD 4070A in suitcase

Technical specifications for remote operation

Level:	TTL up to 12 V (high = active, low = passive)
Switch:	passive (LED green)
DC-connector:	ODU-female 3 pins, plus on all inner conductors
Cable LE 242	
Purpose:	Connection to NSG 4070 user port, pin 9
Connectors:	D-Sub 15 pins male, ODU-male 3 pins, plus on all inner conductors
Length:	approx. 1.5 m

Environmental conditions

Classification:	Indoor use only
Operating temperature:	0°C to +40 °C
Storage and transport temperature:	-10°C to +60 °C
Relative humidity:	up to 90% (no moisture condensation)

Mechanical specification of the probe

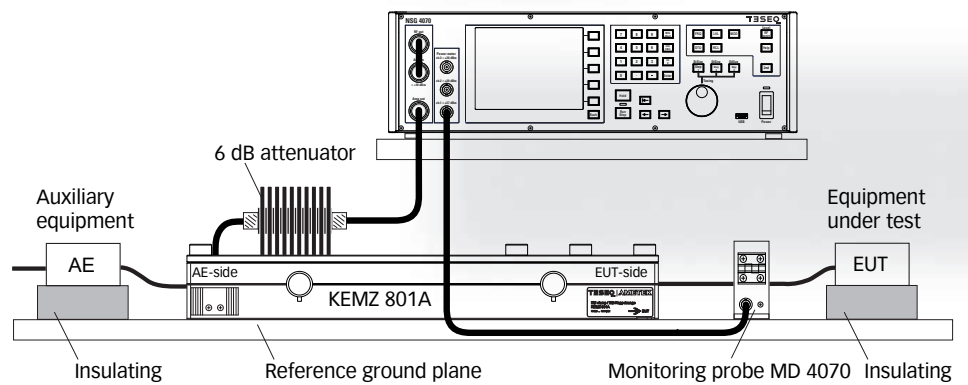
Size (W x H x D):	113 x 98 x 59 mm ³
Free cable diameter:	23 mm
Weight:	approx. 830 g

Specification of the power supply unit PSU 6001

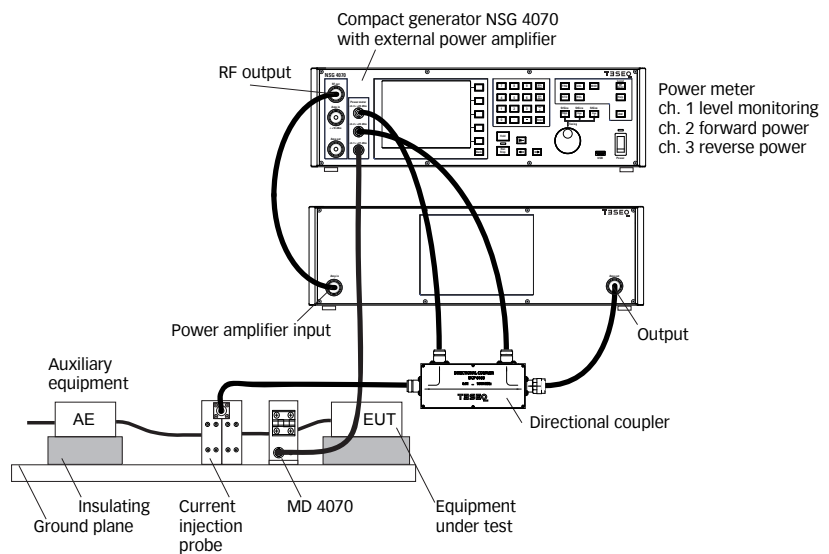
Country code for mains connector:	Euro, UK, US, JP, AUS
Input:	100 to 240 V, 47 to 63 Hz, 400 mA
Output:	12 V DC, 1.25 A
DC-connector:	ODU-male, 2 pins, plus on inner conductors
Cable length:	approx. 2 m
Weight:	approx. 220 g

MD 4070A MONITORING DEVICE 4 kHz to 400 MHz


Test set-up example according IEC / EN 61000-4-6 with EM clamp and monitoring probe



Test set-up example according IEC / EN 61000-4-6 or BCI standards with current injection probe, MD 4070 and NSG 4070 with external power amplifier



MD 4070A MONITORING DEVICE 4 kHz to 400 MHz



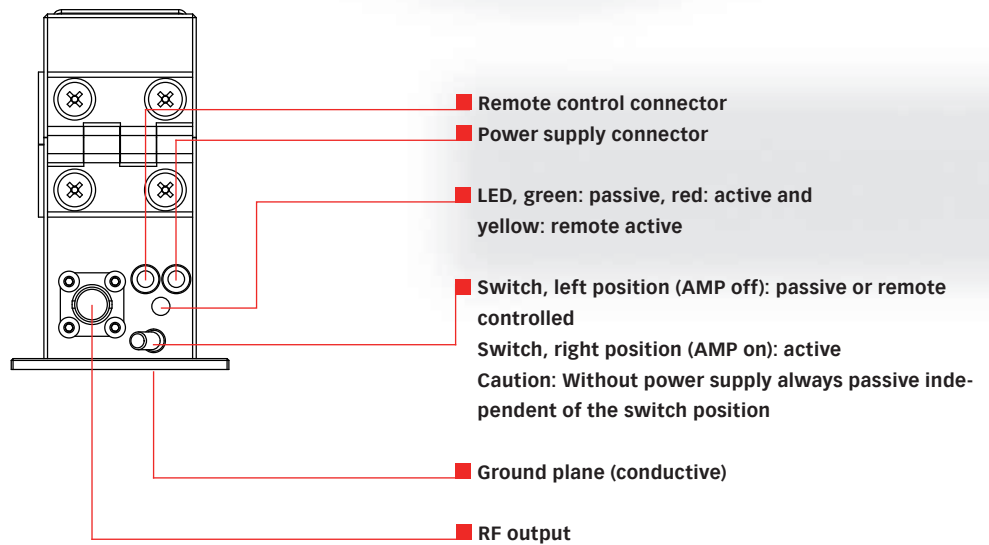
PCJ 9201B calibration jig,
recommended for MD 4070 calibration



FIX MD4070



MD 4070 positioned with FIX MD4070
in PCJ 9201B



Model No. and options

Part number	Description
253901	MD 4070A Monitoring device (current sensing probe) active/passive with PSU 6001 and LE 242 in storage case
97-253900	MD 4070-TC Traceable calibration (ISO17025), order only with device MD 4070
98-253900	MD 4070-ACC Accredited calibration (ISO17025), transfer impedance
252054	FIX MD4070 Positioning fixture for MD 4070 in PCJ 9201
252052	PCJ 9201B Calibration jig for current probes, meets ISO 11452-4 ,RTCA/DO-160 section 20, MIL-STD-461 and IEC/EN 61000-4-6

© November 2017 Teseq®
Specifications subject to change without notice. Teseq® is an ISO-registered company. Its products are designed and manufactured under the strict quality and environmental requirements of the ISO 9001. This document has been carefully checked. However, Teseq® does not assume any liability for errors or inaccuracies.

82-253901 E02 November 2017

AMETEK®
COMPLIANCE TEST SOLUTIONS

4TECT

Телефон: +7 (499) 685-4444
info@4test.ru
www.4test.ru

T E S E Q

Advanced Test Solutions for EMC